

TARGETTI

CCTLed ARCH MINI ADJUSTABLE INTENSIVE 9° Intensive Spot 4" Professional Adjustable LED Downlight

Concept: Professional small 4" aperture recessed adjustable downlight with intensive beam on axis candle power.

Housing: Non-IC plaster frame and IC/Air tight housings available.

Materials: Painted black die-cast aluminium heat sink with white nylon body.

Trim Accessories: Multiple styles and finishes of matte polycarbonate trims and secondary reflectors available.

Source: High efficiency LED COB.

Optic: Secondary reflector in painted white polycarbonate matte aluminum.

Optical unit complete with removable front ring to insert dedicated optical accessories. NSP version fitted with methacrylate lenses.

Mounting: Ultra rapid tool-free mounting system into Targetti recessed housings. Decorative trim ring mounted after fixture installation with twist lock attachment.

Driver: Driver available as EldoLED 0-10V, Eco (1%) and Solo (0.1%) dimmable drivers

Wattage: 5W

Color Temperature: 2700°K / 3000°K / 3500°K / 4000°K

CRI: Ra+90

Delivered Lumens: **2700°K** 185Lm **3000°K** 197Lm **3500°K** 203Lm **4000°K** 208Lm

Refer to page 5 for complete fixture data information.

Lumen Maintenance (L70): 50,000hrs

Calculation for LED fixtures are based on measurements that comply with IES LM-80.

Voltage: 120-277V AC 50/60Hz, 120V or 277V must be specified for correct thermal protector.

IP Rating: IP20, IP43, (IP54 trim available)

Certifications: cULus Damp Listed E477426

Tested in accordance with LM-79-08

IC/Air tight housing version is Chicago Plenum Rated.

^ATitle 24 commercial installation compliant.

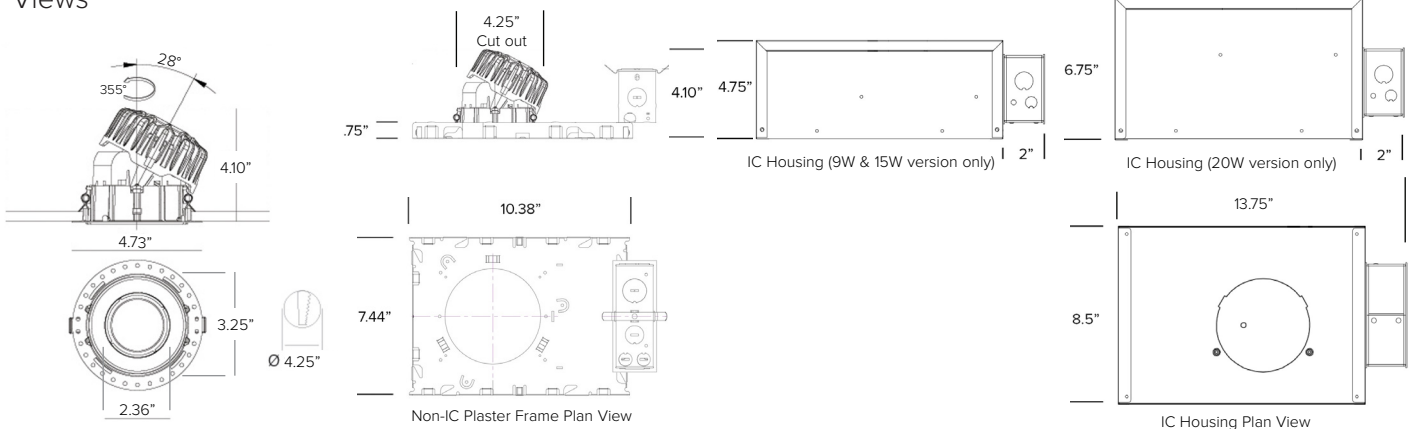
^BTitle 24 JA8 compliant 9W and 15W versions only, contact factory for available options.

Warranty: 5 year limited warranty



PRODUCT CODE	OPTICS	WATTAGE	COLOR TEMP	HOUSING	DRIVER	VOLTAGE	TRIM & REFLECTOR
CCMI CCTLed ARCH MINI ADJUSTABLE INTENSIVE	NS — Narrow Spot 9°	L1 — 5W	27 — 2700K	NC — Non-IC Plaster Frame IC¹ — IC/Air Tight Housing	E1 — Eldo 1% E0 — Eldo 0.1%	1 — 120 2 — 277	Required (See Pg 2)
			30 — 3000K				
			35 — 3500K				
			40 — 4000K				
				¹ IC/Air tight housing suitable for Chicago Plenum rated installation.			

Views



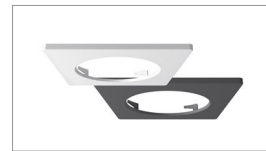
Trim (REQUIRED) - Pick One

ROUND TRIM	
Diameter Ø4.9".	
1T4696	Plaster White Finish
1T4697	Deep Black Finish
1T4696SI	Silver Finish
1T4696FE	Ferrite Finish
1T4696CO	Copper Finish
1T4696GO	Gold Finish
1T4696PG	Pink Gold Finish
1T4696HB	Heritage Brown Finish

SQUARE / ROUND TRIM	
Dimension 4.9"x4.9".	
1T4698	Plaster White Finish
1T4699	Deep Black Finish
1T4698SI	Silver Finish
1T4698FE	Ferrite Finish
1T4698CO	Copper Finish
1T4698GO	Gold Finish
1T4698PG	Pink Gold Finish
1T4698HB	Heritage Brown Finish



Round Trim



Square / Round Trim



Pinhole Trim



Round IP54 Trim



Square / Square Trim



Consult Factory

PINHOLE TRIM	
For adjustable version. We recommend in combination with the black secondary reflector. Diameter Ø4.9".	
1T4702	Plaster White Finish
1T4703	Deep Black Finish
1T4702SI	Silver Finish
1T4702FE	Ferrite Finish
1T4702CO	Copper Finish
1T4702GO	Gold Finish
1T4702PG	Pink Gold Finish
1T4702HB	Heritage Brown Finish

IP54 ROUND TRIM	
Diameter Ø4.9".	
1T4704	Plaster White Finish
1T4705	Deep Black Finish
1T4704SI	Silver Finish
1T4704FE	Ferrite Finish
1T4704CO	Copper Finish
1T4704GO	Gold Finish
1T4704PG	Pink Gold Finish
1T4704HB	Heritage Brown Finish

SQUARE / SQUARE TRIM	
Squared ring with squared hole. For adjustable version. Dimension 4.9"x4.9".	
1T4714	Plaster White Finish
1T4716	Plaster White Finish / Gray Finish Inside
1T4717	Plaster White Finish / Deep Black Finish Inside
1T4718	Plaster White Finish / Copper Finish Inside
1T4719	Plaster White Finish / Gold Finish Inside
1T4715	Deep Black Finish
1T4720	Deep Black Finish / Gold Finish Inside
1T6399	Silver Finish
1T5932	Ferrite Finish
1T5934	Copper Finish
1T5933	Gold Finish
1T6400	Pink Gold Finish
1T5931	Heritage Brown Finish

TRIM CONT. (REQUIRED)	
Consult Factory	Plaster ring for trimless concave effect. Cutout Ø14.45". To be completed with one round trim ring listed above.

SECONDARY REFLECTOR (REQUIRED)	
* Factory Installed	
1T4710	Secondary reflector white finish. For adjustable version.
1T4711	Secondary reflector black finish. For adjustable version.
1T4712	Secondary reflector copper finish. For adjustable version.
1T4713	Secondary reflector gold finish. For adjustable version.
1T6397	Secondary reflector silver finish. For adjustable version.
1T5929	Secondary reflector ferrite finish. For adjustable version.
1T6398	Secondary reflector pink gold finish. For adjustable version.
1T5930	Secondary reflector heritage brown finish. For adjustable version.



Secondary Reflector


OPTICAL ACCESSORIES	
49881	Chromatic filter Red. Glass made, with dichroic treatment. Diameter 2".
49882	Chromatic filter Green. Glass made, with dichroic treatment. Diameter 2".
49886	Chromatic filter Blue. Glass made, with dichroic treatment. Diameter 2".
49887	Chromatic filter Yellow. Glass made, with dichroic treatment. Diameter 2".
49959	Chromatic filter Magenta. Glass made, with dichroic treatment. Diameter 2".
1T1745	Chromatic filter Cold tone. Interference glass filter to vary the colour temperature of light. Diameter 2".
1T1748	Chromatic filter Gold tone. Interference glass filter to vary the colour temperature of light. Diameter 2".
1T1751	Chromatic filter Peach tone. Interference glass filter to vary the colour temperature of light. Diameter 2".
1T4721	Parallel ribbed glass light blade filter. This makes the beam take on an oval shape, more evident when combined with spot and flood optics. Diameter 2".
1T4322	Anti-glare grid. Black lacquered metal honeycomb structure. Diameter 2".
1T4324	Zoom optical system consists of flat convex lens in optical glass, specular reflector in anodized aluminium and diffusive holographic filter. To be used after removing the existing optic. It allows to obtain a variable beam from 15° to 60°. Diameter 2".



Chromatic Filter



Tone Filter



1T4721



1T4322



1T4324

COLOURS

ELEGANT MATTE:

Impalpable, "powdery" pastel colours with timeless traditional black and white, with a smooth yet matt finish for a refined modern effect.



PLASTER WHITE



DEEP BLACK



ROSE

ELEGANT BRILLIANT:

Fresh, vibrant and elegant colours. The brilliant finish creates shades to coordinate with elegant and sophisticated architecture fearlessly.



SILVER




GOLD



PINK GOLD

NATURE BRILLIANT:

A textural, instinctive colour palette that recalls nature and the earth. Warm, metallic, precious colours with a brilliant, silky finish.



COPPER



FERRITE



HERITAGE BROWN

TARGETTI


CCTLed ARCH MINI ADJUSTABLE INTENSIVE




OPTICAL SYSTEM

The optical system is the heart of every lighting fixture and its role is to adapt to the lamp, control emission and create the light beam. Every optical system is different, calibrated by a specific lamp to maximise performance and designed to interpret a lighting task to the full. Following rapid developments in LED lamps and new technology associated with them it is now more important than ever to look for new solutions, geometry and materials. Given the importance and specificity of this function Targetti has an internal design department dedicated to constantly creating and evolving its optical systems. Extremely innovative proprietary systems that are very different to each other, often protected by patents are developed with careful attention to the precision of the light beams and the best efficiency possible.


example



LENTICULAR OPTIC - SPOT



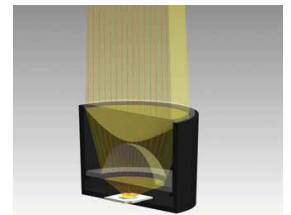

HYBRID OPTIC - SPOT



REFLECTOR OPTIC - SPOT

LENTICULAR

These are the most sophisticated. Small in size with very high quality materials and particular shapes. They are used widely in museums to obtain perfect and defined light beams. From a technical point of view it is said that they allow to collimate the beams and to "cut" all the indirect emission components. Generally they are used to create more precise beams where both performance and precision are essential requirements. Optics made with different lens geometries and materials depending on the type of LED lamp, whether a single or linear module, range from plano-convex optical glass from the best Italian tradition, to Fresnel lenses printed in noble plastic materials or innovative transparent cylindrical rods.



Photometry

NARROW SPOT					POLAR GRAPH	CONE OF LIGHT		
Fixture Power	5W	5W	5W	5W			Max	Med
Fixture Output	185Lm	197Lm	203Lm	208Lm			ftcd	ftcd
Kelvin Temp	2700°K	3000°K	3500°K	4000°K			1253	825
Beam Spread	NSP 9°	NSP 9°	NSP 9°	NSP 9°			313	206
IMax	22178cd/klm	22178cd/klm	22178cd/klm	22178cd/klm			139	92
Efficacy	37Lm/W	39 Lm/W	41Lm/W	42 Lm/W			78	52
						50	33	