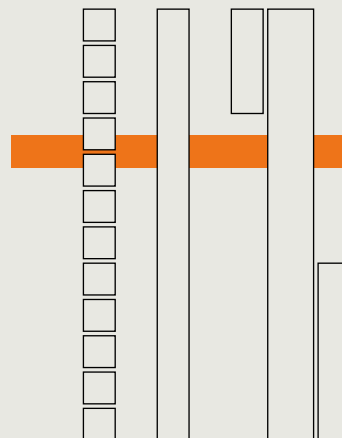
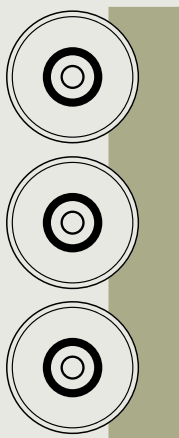
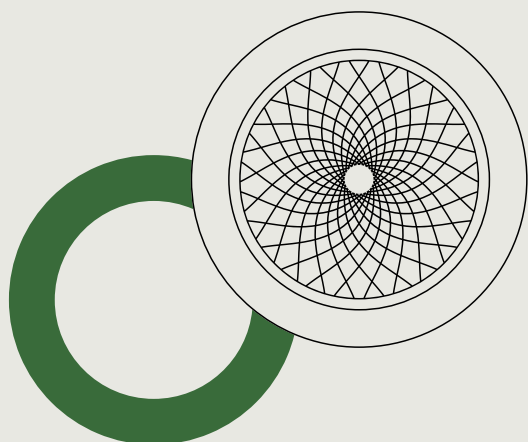


LIGHTING UPDATES
MARCH 2026


Targetti Collection



TARGETTI

Targetti Collection

KepleroQuantum



Quantum represents the smallest unit of light energy. With the same philosophy, Keplero**Quantum** concentrates ultra-precise light control into remarkably compact sizes.

Join the Quantum leap.

Versatile and

Designed to adapt to any space



The new Keplero Quantum luminaires inherit all the reliability and versatility that have made the Keplero in-ground range an icon of the Targetti collection. The different optical configurations are integrated into a robust, corrosion-resistant housing, fully sealed and with external beam adjustment.

extraordinary



Ø130mm



Ø90mm



Ø60mm

Outstanding performance, a completely renewed and extensive optical range, and four exclusive finishes. All enclosed in three compact sizes, with multiple installation options, state-of-the-art performance, and refined design: a true quantum leap!

Small yet

Reduced dimensions, maximum integration

powerful

Its compactness allows use even in complex contexts or limited spaces, offering wide design freedom and a clean, orderly result consistent with the project vision.

The reduced size delivers high performance: efficiency, optical precision, and light quality merge in a surprisingly small luminaire capable of remarkable output.

A discreet, minimal lighting body integrates naturally into spaces, preserving their aesthetics and allowing the light lead the scene.





Durable and


Quality engineered to last over time,
ensuring total reliability without intervention



waterproof

Keplero Quantum stands for robustness and absolute reliability: each luminaire is factory-sealed and feature the "Waterblock Plus" technical solution to guarantee impeccable long-term performance, without ever requiring access to internal components, not even during installation or aiming.

Landscape

A row of trees illuminated at night, with a stone wall and a path in the foreground. The trees are lit from below, creating a warm glow. The stone wall is also lit from below, and the path is lit from above. The background is dark, with some distant lights visible.

A harmonious lighting design integrated into the landscape enhances green spaces and ensures their safe use even during evening hours. Light creates welcoming atmospheres, transforming public spaces into places for meeting, passage, and social interaction, while enhancing shrubs and vegetation through the natural interplay of light and shadow.

Residential

Carefully designed lighting makes the home warm and inviting, enhancing entrances, access points, terraces, and gardens. When properly illuminated, outdoor spaces become a natural extension of the home, improving usability and creating a pleasant atmosphere, while also ensuring greater safety both inside the house and in the garden.

Accent lighting



Accent lighting makes it possible to interpret and define a space through precise and efficient interventions: natural elements, works of art, and architectural features are enhanced through targeted light distribution and carefully calibrated luminance contrasts.

Hospitality



Creating the best experience for guests means offering a welcoming and comfortable atmosphere. Keplero Quantum enhances outdoor environments with lighting solutions designed to create depth, harmony, and a striking visual effect, both for those observing from indoors and for those experiencing the outdoor space.

KepleroQuantum 130



KepleroQuantum 90




KepleroQuantum 60



	KepleroQuantum 130				KepleroQuantum 90				KepleroQuantum 60		
	STATIC WHITE	STATIC WHITE + COMFORT	STATIC WHITE + OVAL	RGBW	STATIC WHITE	STATIC WHITE + COMFORT	STATIC WHITE + OVAL	RGBW	STATIC WHITE	STATIC WHITE + COMFORT	STATIC WHITE + OVAL
Zoom	up to 1.240lm from 17° to 42° 13W										
Fix	up to 1.413lm 15° \ 24° \ 32° \ 49° 13W	up to 947lm 14° \ 25° 13W	up to 1462lm 19° x 62° \ 27° x 66° 13W	up to 418 lm 30° * 10W <small>* other optics available on request</small>	up to 1.109lm 16° \ 26° \ 36° \ 60° 10W	up to 801lm 17° \ 25° 10W	up to 957lm 17°x55° \ 26°x55° 10W		up to 419lm 7° \ 16° \ 34° \ 48° 2,3W \ 4,7W	up to 319lm 17° \ 29° 4,7W	up to 396lm 15° x 55° \ 30° x 55° 4,7W
Adjustable	up to 1.413lm 10° \ 15° \ 24° \ 32° \ 49° 10W \ 13W	up to 947lm 10° \ 14° \ 25° 10W \ 13W		up to 418 lm 30° 10W	up to 1.109lm 9° \ 16° \ 26° \ 36° \ 60° 5W \ 10W	up to 801lm 9° \ 17° \ 25° 5W \ 10W					
Wall Washer	up to 1.150lm 124° x 117° 13W			up to 385 lm 30° x 120° 11W	up to 765lm 20° x 120° 9,8W				up to 70lm 19° x 120° 4,7W		
Opal	up to 370lm diffusing 5W			up to 150 lm diffusing 3W	up to 187lm diffusing 2,3W		up to 130 lm diffusing 3W		up to 160lm diffusing 1,6W		

Figures refer to 3000K 24V versions
 For all other versions and updated data, please visit www.targetti.com
 RGBW: preliminary data

JediNova



Like a nova star, JediNova illuminates architectural space with intensity and precision. Reliability, quality, and innovation in a complete range of linear projectors for surface and recessed installation.

A new star is born.



Controlled

An innovative legacy

power

Jedi Nova is the family of surface-mounted and recessed linear projectors, ideal for architectural lighting. In continuity with the Jedi and Jedi Compact ranges, it offers outstanding reliability and distinctive quality, while introducing significant innovations in technology and performance.

A complete range in terms of dimensions, finishes, and application possibilities, characterized by a wide variety of lighting effects.




TARGETTI

Surprisingly

To adapt to any space and project

compact



scale 1:1

Jedi Nova surface projectors are available in two distinct housing configurations, carefully engineered to meet diverse design and installation requirements. Alongside the classic compact version with rear driver box, a solution with integrated side driver box is also available, offering greater flexibility in architectural applications. The range is completed by in-ground recessed versions, ensuring design continuity across different installation needs.

Complete versatility

Prepared for every scenario



In the surface-mounted projector versions, Jedi Nova is offered in three sophisticated finishes designed to integrate seamlessly into any architectural context: Anodized Black, Burnished Copper, and the exclusive Florentine White finish, ideal for enhancing and respecting the character of historic building façades. The recessed versions are available exclusively in the refined Black Anodized finish, ensuring a clean and elegant visual presence.



110
0
mm



45
0
mm

Designing with light

Precise, controlled, and diversified lighting effects

Jedi Nova integrates differentiated optical systems, specifically developed for various application types. The availability of numerous light distributions ensures high design flexibility, effectively meeting even the most complex project requirements.

WALL GRAZING

Ideal for grazing lighting and enhancing the texture of any surface. Jedi Nova offers five different Wall Grazing light distributions, with precise and differentiated geometries.

OPAL

The Opal optical system delivers soft and wide illumination. The diffusing screen completely conceals the light source from view.

Lens optic

Linear hybrid optic

Cellular optic

Linear hybrid optic - asymmetric

Opal screen

FLOOD


Flood versions are available in three different distributions, delivering a soft lighting effect with wide yet controlled emission. The perfect solution for projected illumination of specific elements.

WALL WASHER

The hybrid Wall Washer optical system provides uniform and homogeneous lighting for large vertical and horizontal surfaces.



Lens optic + honeycomb grid



Lens optic + linear louver



Linear Hybrid optic + linear louver



Linear hybrid optic + linear louver - asymmetric

Visual comfort

Integrated glare control for refined, balanced illumination

For maximum glare control, Wall Grazing, Flood, and Wall Washer distributions are available with integrated either a linear louver or an honeycomb system.

Color and light

Light becomes emotion, identity, and experience

Vibrant color meets pure white to shape atmosphere, enhance architecture, and bring outdoor spaces to life. From subtle accents to immersive scenes, Jedi Nova RGBW versions transforms every spaces into unique experiences.

The Quadri-chip LEDs the fixtures are equipped with allow achieving a perfect colour mixing in each individual chip for a uniform and homogeneous result of the highest quality.

Façade



Façade lighting performs a function complementary to architecture, becoming a tool for interpretation and enhancement. By interacting with material textures, it defines visual hierarchies and creates evocative scenes that remain invisible in daylight.

Grazing lighting

Grazing light emphasizes the three-dimensionality of architectural elements, restoring depth, rhythm, and identity to every vertical surface.



Wall Washer

Jedi Nova luminaires with wall washer optics create seamless, uniform illumination across vertical and horizontal surfaces. The result is a refined architectural statement that enhances large walls with clarity, depth, and contemporary elegance.

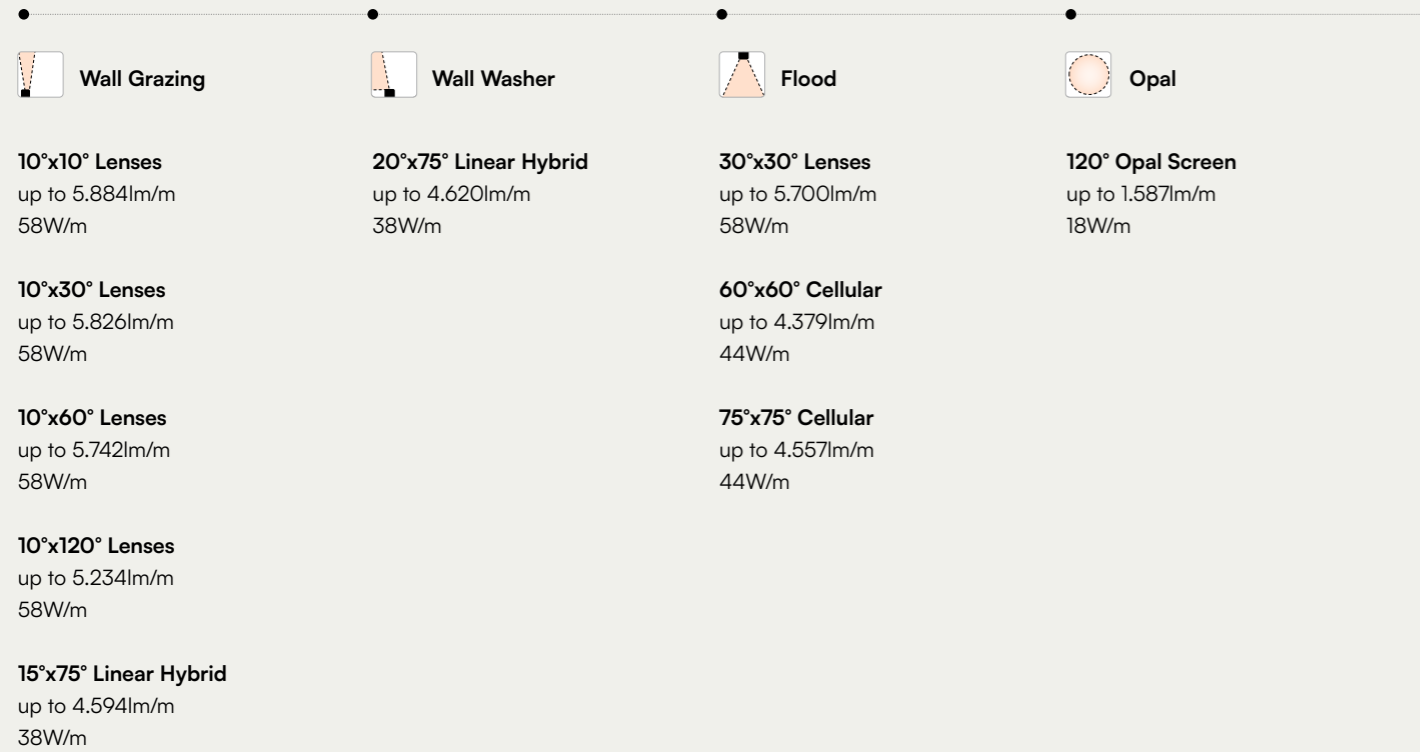
Residential



Jedi Nova enhances gardens with elegant, atmospheric lighting and offers durable drive-over solutions for garage entrances and pathways, combining safety, functionality, and design.

STATIC WHITE

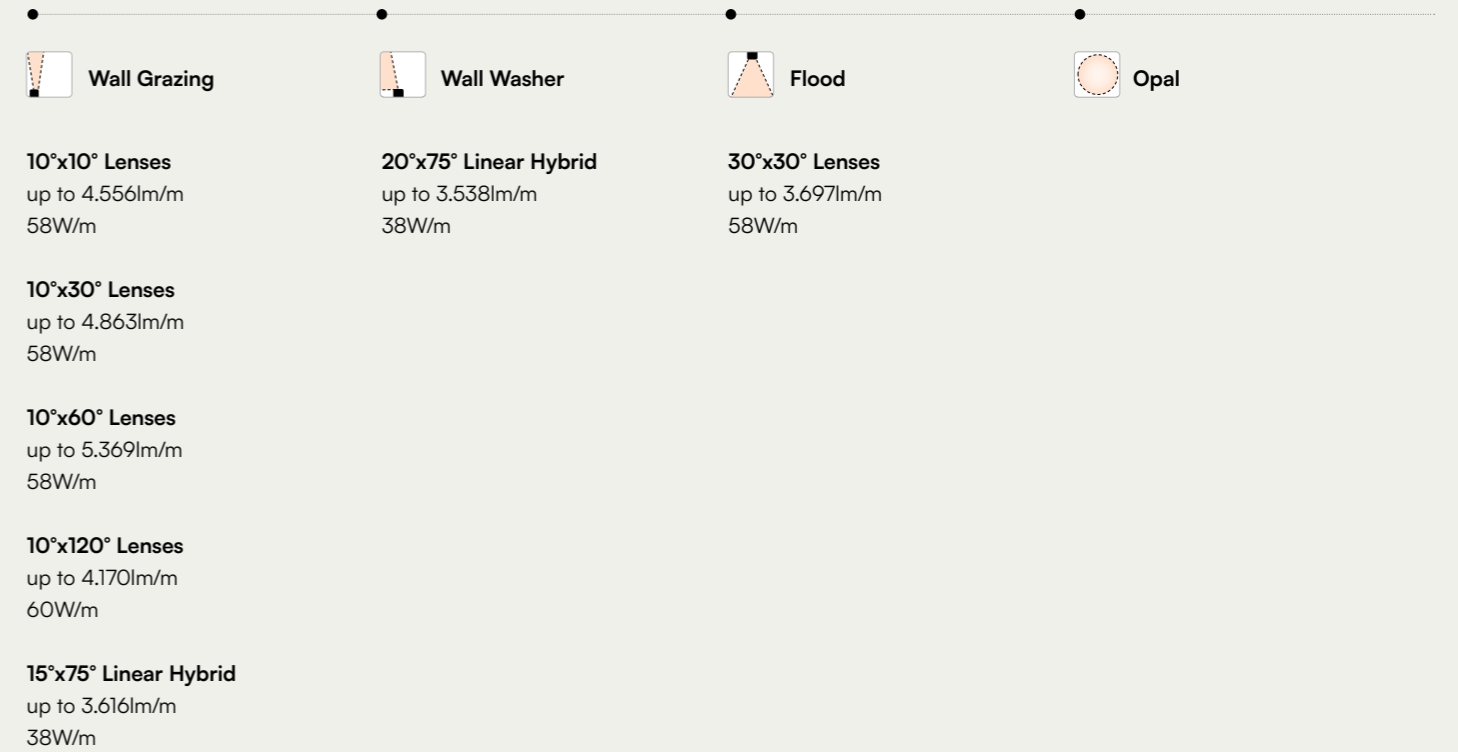
2200K 2700K 3000K 4000K



Figures refer to 3000K versions
For all other versions and updated data, please visit www.targetti.com

STATIC WHITE + COMFORT

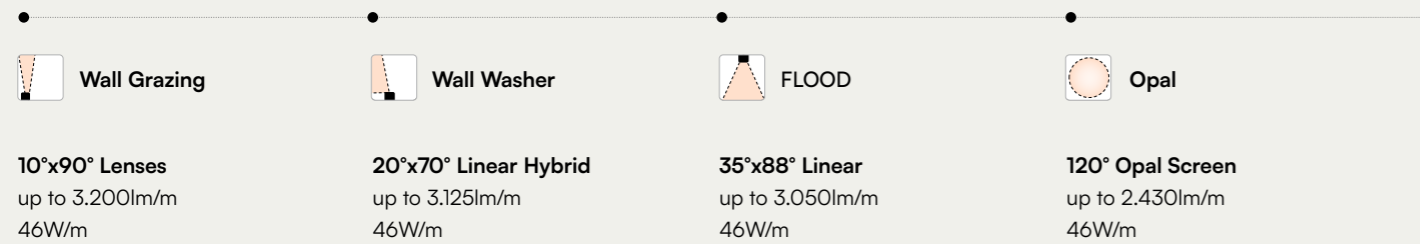
2200K 2700K 3000K 4000K



Figures refer to 3000K versions
For all other versions and updated data, please visit www.targetti.com

RGBW

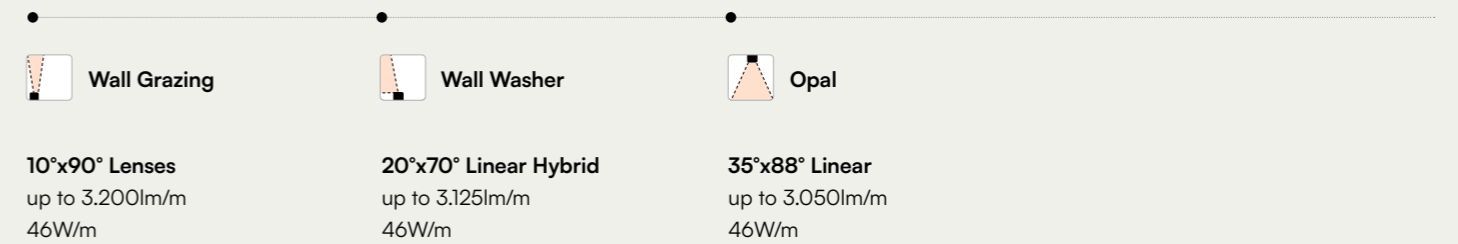
RGBW: white 3000K



RGBW: preliminary data

RGBW + COMFORT

RGBW: white 3000K



RGBW: preliminary data

Targetti Sankey S.r.l.

Via Pratese, 164
50145 Florence, Italy

Phone +39 055 37911
Fax +39 055 3791 266

targetti@targetti.com
www.targetti.com

Customer Care
customer@targetti.com

Customer Service
technical@targetti.com

Lighting Consulting
project@targetti.com



