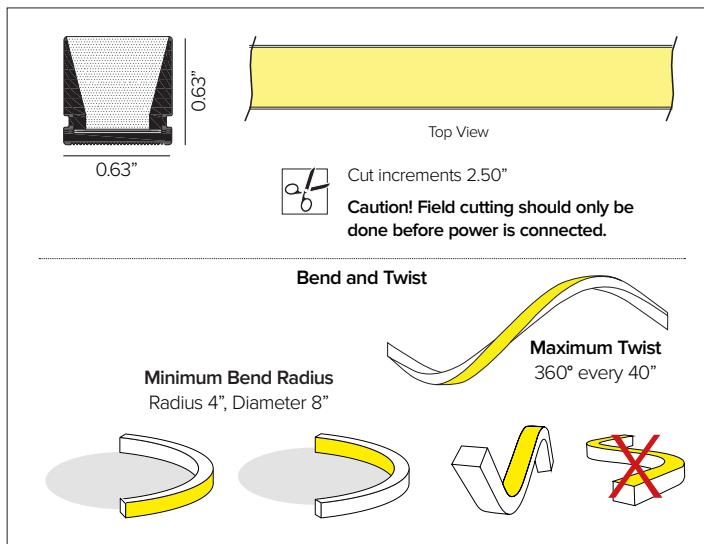


DURAFLEX NOTTE RGBW – LUMA TOP

Dynamic Flexible Light Strip Designed to Disappear



CONCEPT

Black as Night, the NOTTE flexible ‘neon’ linear series is designed to disappear into the architecture, featuring a black silicone body and off-state black lens that becomes virtually invisible when unlit seamlessly integrating into dark environments. Dynamic color changing sources RGB saturated colors working along side white spectrum to create soft pastel tones and/or tones of white enriched with RGB color.

MECHANICAL CHARACTERISTICS

Materials	Extruded black silicone with LED strip and off-state black lens.
Functionality	With flexibility and customizable lengths, the NOTTE Series is ideal for architectural applications requiring an incognito, discreet off-state appearance mixed with dynamic color changing capabilities.
Installation	Manufacturer pre-assembled to specific project lengths with factory attached end prep assemblies. To be completed with clip or channel mountings.
Protection	IP67 (For use in outdoor or indoor applications).

CERTIFICATIONS

cULus Class 2 Listed
 Tested in accordance with LM-79-08
 Energy efficient for California installations.
 RoHS compliant

WARRANTY

5 year limited warranty

ELECTRICAL CHARACTERISTICS

Power Connection	Factory attached end prep, see available options. Remote Class 2 power supply with DMX/RGBW interface required, see available options. DMX 512 protocol, 0% dim range. Refer to Targetti Onsite Services for additional programming and installation support.
Wattage	4.3W/ft / 4 Chan
Voltage	24V DC
Trigger Time	< 0.2s
Number of cycles	100,000
Operating Temp.	-25°C / +35°C
Max Continuous Length	16ft Factory manufactured individual run lengths. Field trimmable every 2.50".

SOURCE

LEDs	Quad chip RGBW LED's		
TM30	CCT (Nominal)		
	RGBW		
	RED		
	GREEN		
	BLUE		
	WHITE 3000K		
Strip & LED Details	Model	Delivered Lumens*	Viewing Angle
	3000K	9Lm/ft	86°
Efficacy	2Lm/W max. Refer to photometric graphs for specific values.		
Lifetime	L70/B50 50,000hrs at max TA +25°C		

DURAFLEX NOTTE RGBW – LUMA TOP

SPECIFICATION INFORMATION

DFB	TB								
1	2	3	4	5	6	7	8	9	10
							REQUIRED		OPTIONAL

Ex: DFBTB43ORGBW24 / KT21UTRGL1 / KT21UMC1 / DEDD11001244CDMX

1 - PRODUCT CODE	2 - BEND	3 - WATTAGE	4 - RATING	5 - KELVIN	6 - VOLTAGE
DFB – DURAFLEX NOTTE	TB – LUMA TOP VERTICAL	43 – 4.3W/ft	O – IP67	RGBW – RGBW	24 – 24V DC
7 - END PREP CONNECTION	8 - MOUNTING	9 - DRIVER	10 - CONTROL		
REQUIRED See section for details	REQUIRED See section for details	REQUIRED See section for details	OPTIONAL See section for details		

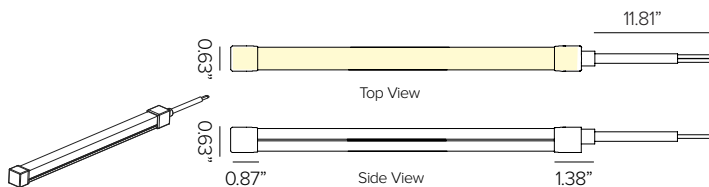
DURAFLEX NOTTE RGBW – LUMA TOP

7 - END PREP CONNECTION (REQUIRED)



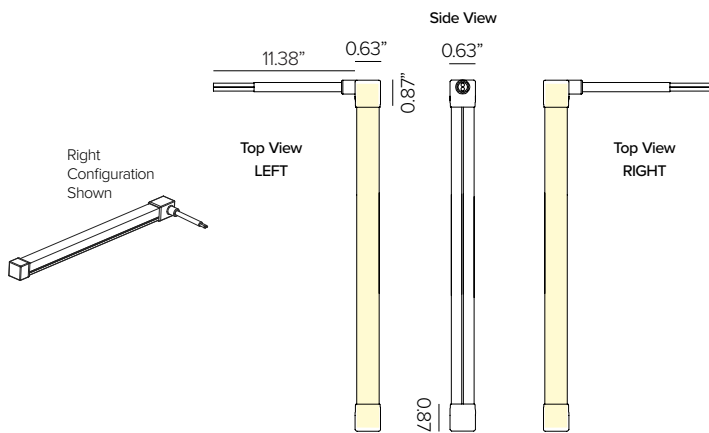
BLACK TRANSLUCENT SILICONE:

Purchase by length only, factory assembled. Field cuttable.
Caution! Field cutting should only be done before power is connected.



DURAFLEX NOTTE RGBW black translucent silicone straight end prep connection, factory pre-assembled. Lead wire/dead end allows for connection to power at lead end and field trim of DURAFLEX product at the other end. Completed with translucent silicone factory attached end cap.

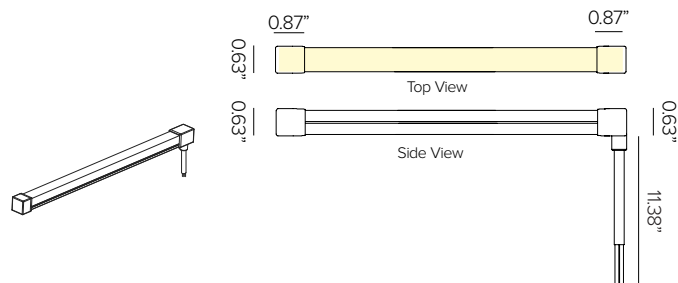
Part No. **KT21UTRGBL1**



DURAFLEX NOTTE RGBW black translucent silicone side (left/right) end prep connection, factory pre-assembled. Lead wire/dead end allows for connection to power at lead end and field trim of DURAFLEX product at the other end. Completed with translucent silicone factory attached end cap.

Side Left Right

Part No. **KT21UTRGBL2L** **KT21UTRGBL2R**

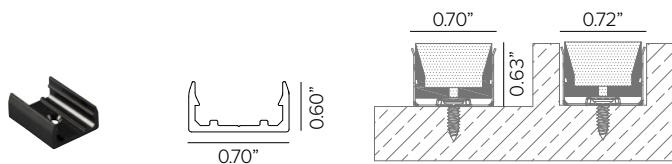


DURAFLEX NOTTE RGBW black translucent silicone bottom end prep connection, factory pre-assembled. Lead wire/dead end allows for connection to power at lead end and field trim of DURAFLEX product at the other end. Completed with translucent silicone factory attached end cap.

Part No. **KT21UTRGBL3**

DURAFLEX NOTTE RGBW – LUMA TOP

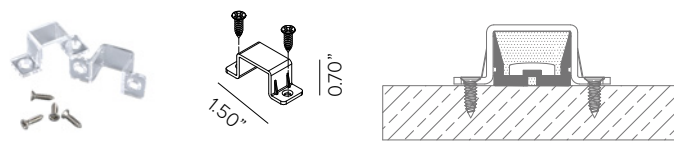
8 - MOUNTING (REQUIRED)



DURAFLEX NOTTE RGBW bottom fixing clips, stainless steel. Includes 5 clips and 5 screws.

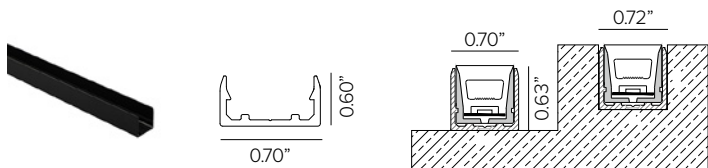
Finish ● Black

Part No. **KT21UMC1**



DURAFLEX NOTTE RGBW transparent clips kit. Includes 5 clips and 10 screws.

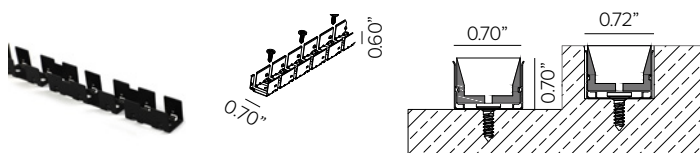
Part No. **KT21UMS1**



DURAFLEX NOTTE RGBW aluminum rigid profile with 2ea screws. Dimension: 39" (1M) Length. **Note, translucent cap style and bottom termination end prep configurations rest outside of the profile.**

Finish ● Black

Part No. **KT21UMP1**



DURAFLEX NOTTE RGBW flexible stamped stainless steel profile secured with screws, 1ea provided per foot. Available in 1ft lengths. **Note, translucent cap style and bottom termination end prep configurations rest outside of the profile.**

Finish ● Black

Part No. **KT21UMFP2**

DURAFLEX NOTTE RGBW – LUMA TOP






9 - POWER SUPPLY (REQUIRED)

ENCLOSURE								
Part No.	Wattage	Control	Dim Range	Rating	In / Out Voltage	Certification	Dimensions (Enclosure)	Description
DEDDI1001244CDMX	100W	DMX 4 Chan	0%	NEMA1	120-277V / 24V	UL Class 2	12" x 12" x 4"	EldoLED LINEARdrive electronic driver.
DEDDX1001244CDMX	100W	DMX 4 Chan	0%	NEMA3R	120-277V / 24V	UL Class 2	12" x 12" x 4"	EldoLED LINEARdrive electronic driver.
DEDDI2002244CDMX	2X100W	DMX 4 Chan	0%	NEMA1	120-277V / 24V	UL Class 2	12" x 12" x 4"	EldoLED LINEARdrive electronic driver.
DEDDX2002244CDMX	2X100W	DMX 4 Chan	0%	NEMA3R	120-277V / 24V	UL Class 2	12" x 12" x 4"	EldoLED LINEARdrive electronic driver.

STAND ALONE								
Part No.	Wattage	Control	Dim Range	Rating	In / Out Voltage	Certification	Dimensions (Standalone)	Description
DEDD100DMX	100W	DMX 4 Chan	0%	IP20	120-277V / 24V	UR Class 2	9.06" x 3.15" x 1.18"	EldoLED LINEARdrive electronic driver. UL Listed enclosure provided by others.

MAX INTERCONNECTED TAPE LENGTHS PER DRIVER		
Fixture Wattage	100W	2X100W
	4.3W	19FT

10 - CONTROL (OPTIONAL)

CONTROLLERS									
Part No.		Channels	Scenes	Zones	Rating	Voltage	Certification	Dimensions	Description
SWITCH20		12	1	3	Indoor	12-24V DC	UL	4.7" x 3.0" x 1.2"	RGBW touch DMX512 wall control keypad with sensitive glass touch panel, white finish.
TGDMXSLES AU9		256	20	1	Indoor	5.5V DC	ETL, UL	5.3"W x 5.5"H x 1.9D	Nicolaudie Slesa smart DMX 1/2 universe programmable controller with easy to use software interface.
TGDMXSLES AU11		1024	99	5	Indoor	5VDC 120V AC <i>Plug in power supply included</i>	ETL	6.3" x 3.6" x 1.8"	Nicolaudie Slesa smart DMX interface, 2 DMX 512 universes, intuitive backlit keyboard programmable controller with easy to use software interface.
TGDMXSTICK DE3B		1024	500	10	Indoor	6-7V DC 120V AC <i>Plug in power supply included</i>	ETL	5.8" x 4.2" x 0.5"	Nicolaudie intelligent control keypad with glass touch sensitive graphic display, stand-alone DMX 512, 2 universe programmable controller with easy to use software interface. Black finish.
TGDMXSTICK DE3W		1024	500	10	Indoor	6-7V DC 120V AC <i>Plug in power supply included</i>	ETL	5.8" x 4.2" x 0.5"	Nicolaudie intelligent control keypad with glass touch sensitive graphic display, stand-alone DMX 512, 2 universe programmable controller with easy to use software interface. White finish.

DURAFLEX NOTTE RGBW – LUMA TOP

PHOTOMETRY

IES FILES SHOWN AT 1M (3.28FT) LENGTHS

WHITE ONLY



	3000K	H(m)	D(m)	Emax(lx)		
	Ra80		86°			
Fixture Power	14W	1	1.86	15		
Source Flux	30lm	2	3.72	4		
Fixture Flux	30lm	3	5.58	2		
Efficacy	2lm/W	4	7.44	1		
355401	Imax=487cd/klm	Imax	15cd	5	9.29	1